

# L-light

## LTECH

Smart Home Lighting System



Model: WF60RGB-5M

5M

## LTECH

## Product Features



16 Million Colors



Distant Control



Smart Music



DIY Scene Mode



Capture Color in  
the Real World



Lighting Timing

3G

4G


WiFi



## Package Content



WiFi LED Driver 1pcs



LED Strip 1 roll



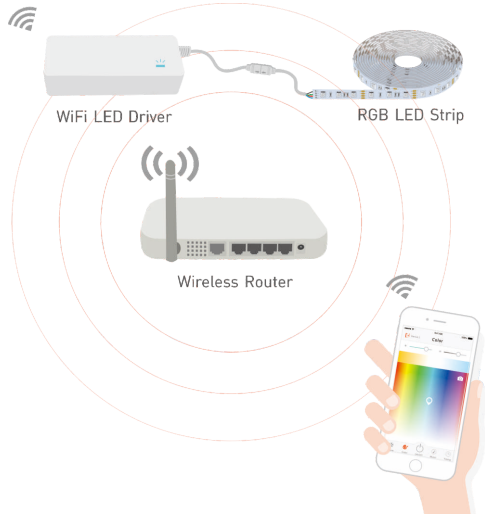
Technical Brochure 1pcs

## Product Parameters

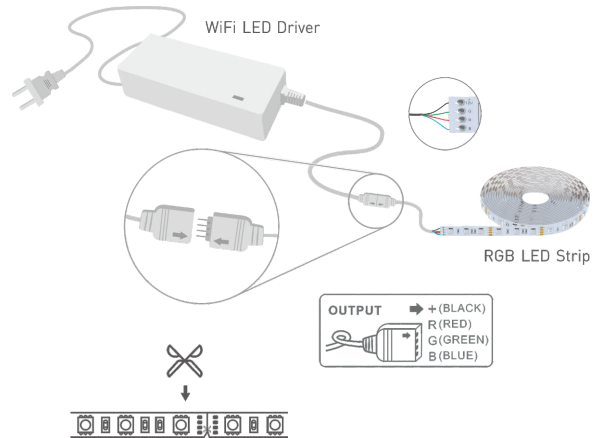
Model:	WF60RGB-5M
Wireless Type:	2.4GHz WiFi, 802. 11b/g/n protocol
Input Voltage:	100-240Vac 50/60Hz
Input Power:	57.6W
Input of Strip:	24Vdc, 2.36A
Lifetime:	25000 hours
Color:	16 million colors
Brightness:	1500-2000mcd
LED Strip Specification:	5M, 60 chips/M
Wording Temperature:	-30°C~55°C
Packing Size:	L200×W200×H56(mm)
Weight(G.W.):	750g
Platform:	Android 4.0 or above, IOS 8.0 or above



## Application Illustration



## Wiring



Cutting the strip light along the black line according to your demand.  
The strip can be stick on the wall if you tear off the tape on its back.

## Attention

- 1 Equipment powered on 220Vac, please pay attention to safety when connected. For other power supply programs, Please consult customer service in time.
- 2 Please follow the instruction to connect properly, prevent damage to the equipment.
- 3 Don't disassemble it casually, avoid effecting product used and maintenance.
- 4 When any liquid or foreign substances enter the product, please handle the device in the correct way.
- 5 If a fault occurs please return the product to your supplier. Do not attempt to fix this product by yourself.
- 6 Please power off the device if you don't use it for a quite long time, do not place in high dust or high temperature environment.
- 7 5G WiFi signal and WiFi hidden network setting is unsupported.

## Direction for Use

- 1 Open WLAN via mobile phone, connect to the wireless router.



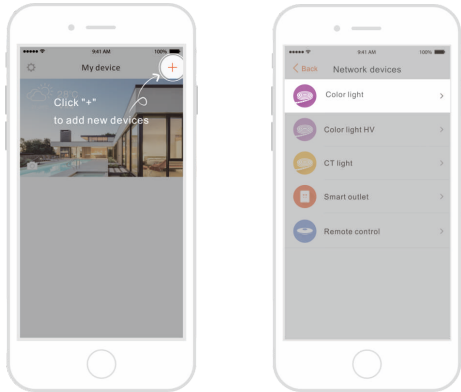
- 2 Scan QR Code to download the APP via mobile phone.



iOS/Android

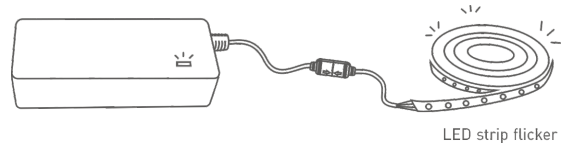
3

Turn on App , enter "My Device" interface, click " + " icon, then enter "Network device " interface, choose " Color light" and follow the prompts to connect.

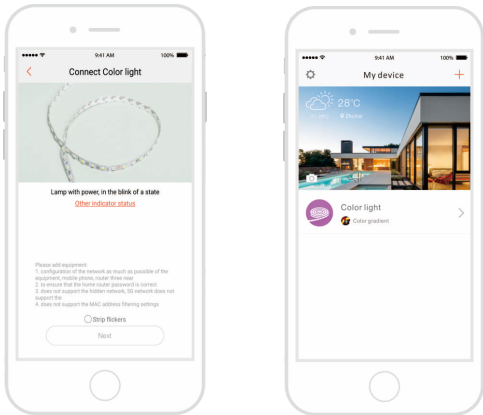


4

Connect WiFi LED driver to strip in a right way, the strip flashes within 30s when power on and the driver under configuration status accordingly.



- 5 Once successfully connect to the device, enter " My Device" interface and click " Color strip" will immediately start to intelligent control.



## Warranty Agreement:

- We provide lifelong technical assistance with this product:
  - A 2-year warranty is given from the date of purchase. The warranty is for free repair or replacement if cover manufacturing faults only.
  - For faults beyond the 2-year warranty, we reserve the right to charge for time and parts.
- Warranty exclusions below:
  - Any man-made damages caused from improper operation, or connecting to excess voltage and overloading.
  - The product appears to have excessive physical damage.
  - Damage due to natural disasters and force majeure.
  - Warranty label, fragile label and unique barcode label have been damaged.
  - The product has been replaced by a brand new product.
- Repair or replacement as provided under this warranty is the exclusive remedy to the customer. We shall not be liable for any incidental or consequential damages for breach of any stipulation in this warranty.
- Any amendment or adjustment to this warranty must be approved in writing by our company only.
  - ★ This manual only applies to this model. We reserve the right to make changes without prior notice.

## Common Question and Answer

1. Does this product has requirement for the phone model?  
Yes, please use Android 4.0 or above system, iOS 8.0 or above system, and mobile phone with WiFi function.
2. How to reset the LED strip?  
When the strips are on, power off and on the driver 6 times continuously, 2s for every power off or power on, if the lamps flicker, the strips are reset.
3. How about the lifetime of the LED strip?  
About 25000 hours.
4. Does this product can be connected by two or more mobile phones?  
Yes, there is no quantity limit on the mobile phone.
5. Does it has a requirement for router?  
No, supporting all brand router with WiFi function.
6. Is it still able to control the LED without wireless network?  
Yes, it supports offline local area network.
7. Can I see the switch status of the LED strip when out of home?  
Yes, you can see the lighting status and control in distance as long as the mobile phone and WiFi LED driver are in the network.

Scan QR Code to download the APP



L-Home



Website: [www.ltech-led.com](http://www.ltech-led.com) E-mail: [lt@ltechonline.com](mailto:lt@ltechonline.com)